



universität  
wien

# International Report 2022





## Foreword

As newly minted Vice-Rector for Research and International Affairs, in office since October 2022, I am looking forward to shaping the activities of the University of Vienna in these areas over the next four years. As a molecular biologist, I am interested in how entities interact and cooperate, and this is the approach I would also like to take as Vice-Rector. It is important to me to listen to the academics of the University of Vienna, to better understand their challenges and goals, and to bring them together so that we can best create excellence.

Excellent research in many disciplines is already a hallmark of the University of Vienna, which has recently achieved its best ranking result to date – 124<sup>th</sup> in the Times Higher Education World University Rankings 2023 – and has surpassed the 100 ERC grants milestone. I am also delighted that the Nobel Prize was awarded to quantum physicist Anton Zeilinger this year.

In 2022, the University of Vienna has been successful in several key areas of its internationalisation strategy. At the regional level, the CENTRAL network made excellent progress in creating academic links between universities through various projects and promotional activities, including a panel discussion on relations between Central Europe and Russia and a series of CENTRAL workshops.

At the European level, the European University Alliance Circle U., which we joined at the end of 2021, has allowed students, staff and researchers to gather

international experience, expand their European networks and acquire new skills by participating in a number of Circle U. initiatives.

At the global level, the University of Vienna has continued to collaborate with its five Strategic Partners – top universities in China, Israel, Japan and the USA – through online workshops, joint grant programmes and research mobility programmes. In particular, 2022 brought with it a celebration of three successful years of Strategic Partnership with Kyoto University, as well as the renewal of the Strategic Partnership Agreement.

The most troubling event in the field of international relations in 2022 was Russia's ongoing war of aggression in Ukraine. The University of Vienna stands in solidarity with its Ukrainian colleagues and students and has taken a number of measures to support them. At the same time, we pay tribute to all the people in the Russian Federation who oppose the criminal policies of their government.

After the travel restrictions caused by the pandemic, the year 2022 also brought back physical mobility within Europe, which is already visible in the numbers in the International Report. At the same time, online cooperation continues to enrich the range of international collaboration opportunities, especially with partner universities outside Europe.

**Manuela Baccarini**  
Vice-Rector for Research and International Affairs

# Table of contents

<b>Foreword</b> .....	1
<b>Facts and Figures at a Glance</b>	
<b>International Profile of the University of Vienna</b> .....	4
<b>Partner Universities at University-wide Level</b> (outside Europe) .....	6
<b>Partner Universities for Erasmus+ Student Mobility</b> .....	8
<b>Beyond Facts and Figures: Internationalisation Activities of the International Office 2022</b> .....	10
<b>Key figures for internationalisation activities at the University of Vienna</b>	
<b>Degree-seeking students</b> .....	12
Figure 1a+b Active students at the University of Vienna by country of origin .....	13
Figure 2 Doctoral Students .....	14
Doctoral Schools at the University of Vienna .....	15
Figure 3 Master's programmes in English .....	16
univie: summer/winter schools .....	16
Postgraduate Center: Continuing Education Programmes .....	17

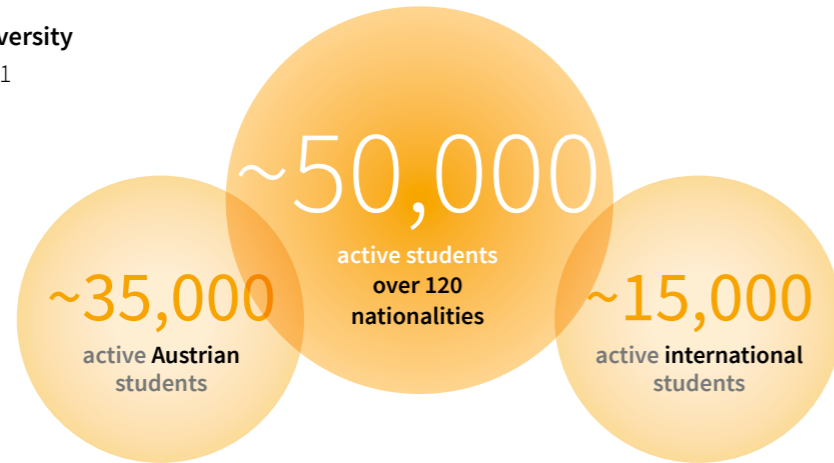


<b>Credit mobility</b> .....	18
Figure 4a+b Graduates of the University of Vienna with stays abroad .....	18/19
Figure 5a+b Erasmus+ programme .....	20
Figure 6 Erasmus+ internships .....	21
Figure 7a+b Non-EU Student Exchange Program .....	22 /23
Figure 8 Short Term Grants Abroad ("KWA-Programme") .....	23
<b>Teaching and Staff</b> .....	24
Figure 9 Composition of academic staff .....	24
Figure 10 Appointments from abroad .....	24
Figure 11 Erasmus+ Teaching Mobility .....	25
<b>Partnerships</b> .....	26
Figure 12 Number of partner universities by continent .....	26
<b>Research</b> .....	27
Figure 13 Internationally funded research projects .....	27
Figure 14a+b International co-publications .....	28
<b>Imprint</b> .....	29


# Facts and Figures at a Glance

## International Profile of the University of Vienna

**Austria's largest University**  
Academic year 2020/21



**Top University** The University of Vienna is the best ranked university in Austria and numbers among the world's best 150 universities according to the THE World University Ranking 2023.

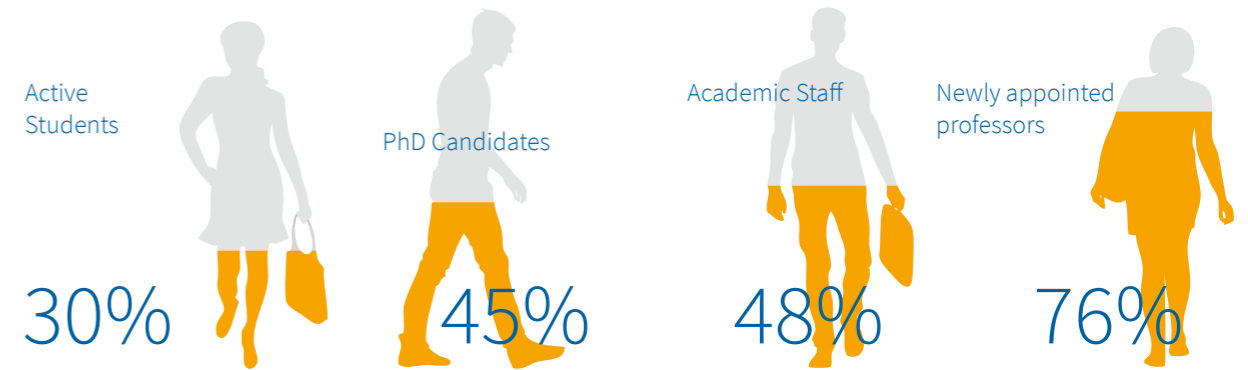


Ill. Niklas Elmehed  
© Nobel Prize Outreach

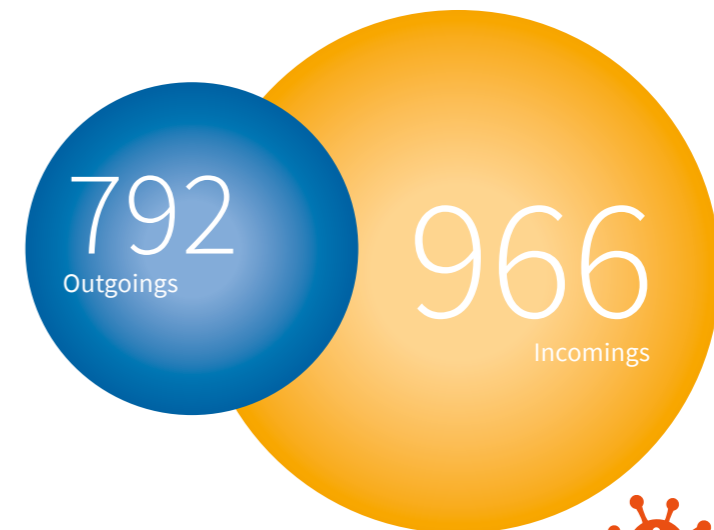
**The Nobel Prize in Physics 2022** was awarded to the Austrian quantum physicist **Anton Zeilinger**, Emeritus Professor at the University of Vienna. The Nobel Prize was jointly awarded to Zeilinger, the French physicist **Alain Aspect** and US physicist **John F. Clauser** for their experiments with entangled photons.

### International Students and Staff

Percentages of students (2020/21) and PhDs/staff (2021/22) from abroad



### Erasmus+ Programme (2021/22)



Student exchanges within Europe are almost back at pre-pandemic levels.

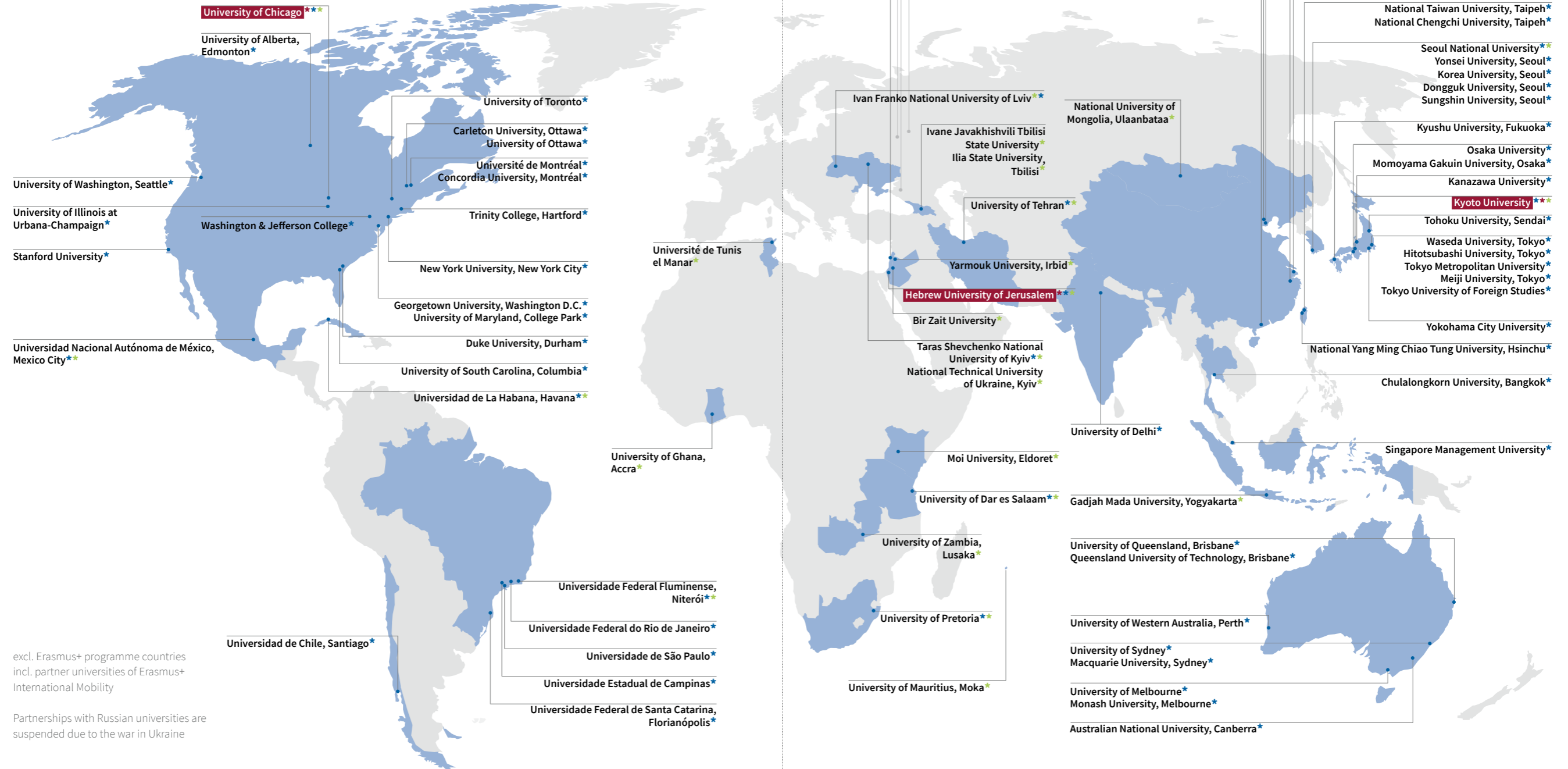
### Erasmus+ Internships (2021/22)



# Partner Universities outside Europe/EU at University-wide Level

Reporting Date: June 2022

- Countries with Partner Universities of the University of Vienna
- ★ Strategic Partnerships (5)
- ★ Partner Universities at university-wide level (89 worldwide)
- ★ Erasmus+ International Mobility (28 worldwide)



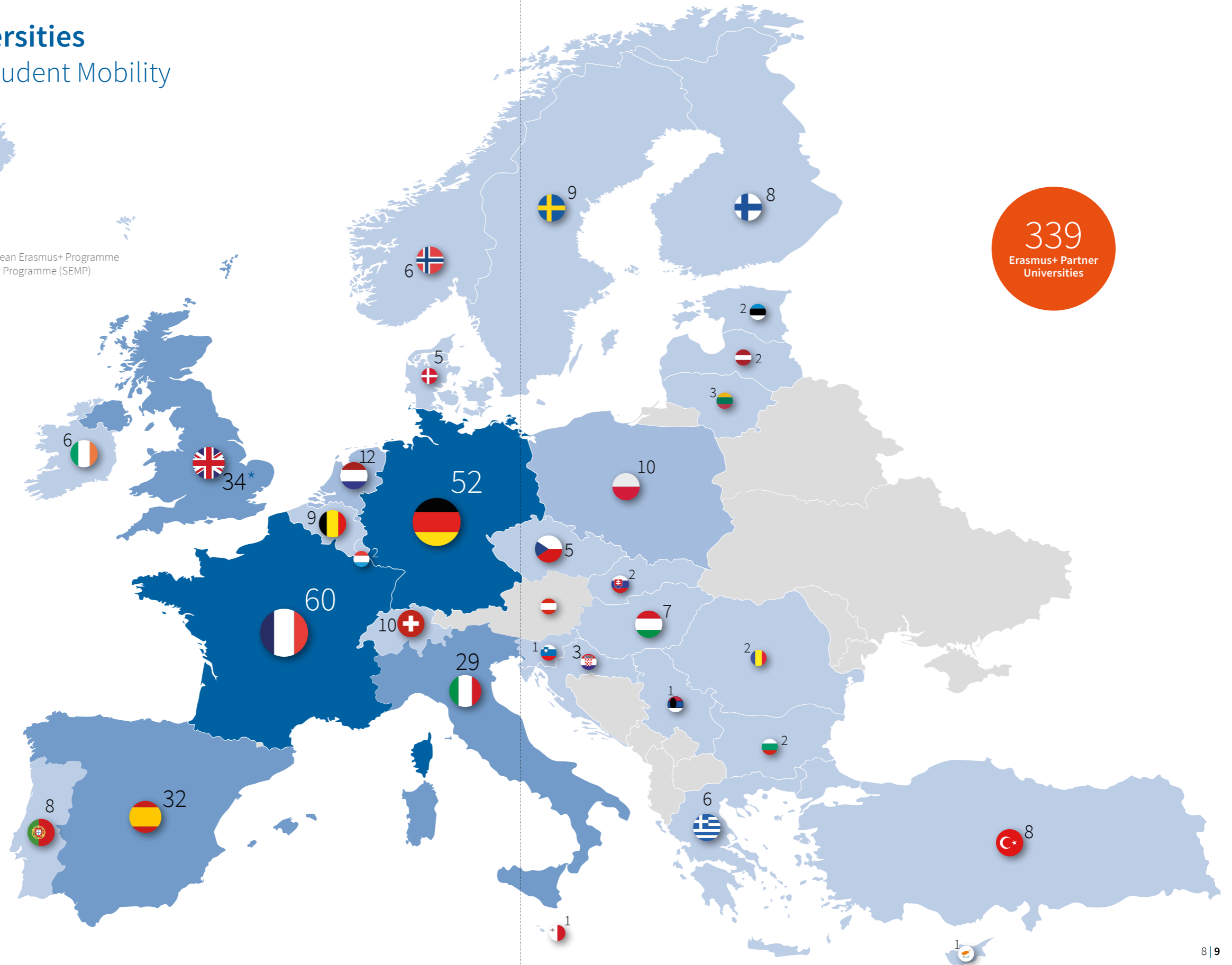
excl. Erasmus+ programme countries  
incl. partner universities of Erasmus+  
International Mobility

Partnerships with Russian universities are  
suspended due to the war in Ukraine

# Partner Universities for Erasmus+ Student Mobility

Number of partner universities in European Erasmus+ Programme countries, incl. Swiss-European Mobility Programme (SEMP)

339  
Erasmus+ Partner  
Universities



\* as of October 2022; after Brexit, UK will be part of the Erasmus+ Student Mobility Programme until May 2023. New collaborations will be established afterwards.

# Beyond Facts and Figures: Internationalisation Activities of the International Office 2022

Aside from internationalisation activities that can be measured in figures, the International Office of the University of Vienna focused on several key areas of the university's internationalisation strategy in 2022: the **Strategic Partnerships**, the **CENTRAL Network** and the **European University Alliance Circle U**.

## Strategic Partnerships

Within the framework of its Strategic Partnerships, the University of Vienna has intensified its cooperation with five top universities in China, Israel, Japan and the USA since 2015. The aim is to achieve particularly close and sustainable networking in research, as well as in the areas of teaching, studies and administration.

In 2022, the calls for Joint Grants Programs with the Strategic Partners Hebrew University of Jerusalem (HUJI), Kyoto University and the University of Chicago recorded a range of promising applications, indicating the growing popularity of the funding. Several researchers embarked on their research-oriented Mobility Fellowships to the Strategic Partner Universities, although the pandemic's unpredictability still posed an obstacle to the programme.

In June 2022, the Department of Art History of the University of Vienna conducted a hybrid workshop ("Forging the Image of the Divine in Byzantine Christianity and Chinese Buddhism") that was organised jointly with the Department of Philosophy of Strategic Partner Fudan University and attracted several hundred participants. Senior staff from the respective International Offices, Communication Services, Research Services and Library Services participated in the HUJI-UNIVIE Strategic Partnership Days in July in Vienna. In November, Kyoto University



and the University of Vienna hosted a virtual Anniversary Ceremony to celebrate three successful years as Strategic Partners and, at the same time, the renewal of the Strategic Partnership Agreement.

## CENTRAL Network



The CENTRAL Network has made excellent progress this year in creating academic ties among CENTRAL universities through various projects and funding activities:

In January, the traveling exhibition on the Vienna Circle was shown at the University of Warsaw, accompanied by lectures from academics from the Universities of Vienna and Warsaw.

As part of the network's annual Governance Board Meeting in June, CENTRAL hosted a high-profile panel discussion on relations between Central Europe and

Russia. The event (full stream is available on the CENTRAL website) started with a keynote speech by Ambassador Emil Brix, Head of the Vienna School of International Studies. It was followed by a discussion between Susanne Frank (Humboldt University Berlin), Zsuzsa Hetényi (ELTE Budapest), Katarzyna Jakubowska-Krawczyk (University of Warsaw), Karel Svoboda (Charles University) and Philipp Ther (University of Vienna).



Each year, the CENTRAL Network funds a number of carefully selected workshops. The topics of the workshops in 2022 ranged from Digital Humanities to the World Atlas of Language Structures and Science and Technology Studies.

More information: [centralnetwork.eu](http://centralnetwork.eu)

## Circle U.

Since the University of Vienna joined the **European University Alliance Circle U** in late 2021, students, staff and researchers have enhanced their international experience, expanded their European networks and gained new skills by participating in a range of Circle U. initiatives:

Students from the University of Vienna took part in three **interdisciplinary Summer Schools** in summer 2022: "Rethinking Global Health" at the Université Paris Cité, "Evidence and Democracy in Times of Crisis" at the University of Oslo, and "Communicating Climate Science" at the Humboldt-Universität zu Berlin. Two **student ambassadors** for Circle U. have represented the University of Vienna's students in the Circle U. Student Union.

Professors Sabine Pahl and Dorothee Bohle have taken up the role of Circle U. **Academic Chairs** and collaborated with academics across Circle U. in Climate Change and Democracy Hubs. Staff from various service units and faculties have also taken advantage of diverse **international training and exchange** opportunities. These included a conference on leadership for the Sustainable Development Goals and a Multilingualism Week at King's College London; a Staff Week at Aarhus University focusing on boosting student mobility; an Early Career Researchers' Forum at Université Paris Cité; and a Staff Week for Research Support Officers at UC Louvain.

Circle U. membership has also given rise to cultural cooperation with Circle U. partners. In September 2022, the University of Vienna's **travelling exhibition** about the Vienna Circle opened at the University of Belgrade and will travel on to the Humboldt-Universität zu Berlin in January 2023.

Currently, Circle U. is in its final year of a pilot project, in which the University of Vienna is an associate partner. When the follow-up project begins in autumn 2023, the University of Vienna will take a major step forward by becoming a **full member** of Circle U. The university is looking forward to further scaling up initiatives in the alliance.



Photos: © University of Vienna | © Hans Schubert | © Faculty of Economics and Business, University of Belgrade

# Key figures for internationalisation activities at the University of Vienna

Since 2008 the internationalisation of the University of Vienna has been measured by a set of indicators relating to the areas of study and teaching, staff and research. The figures given are an attempt to quantify central aspects of internationalisation in these areas and to permit an annual comparison of the development of the internationalisation activities.

## Degree-seeking students

### Active students at the University of Vienna by country of origin

(As of winter semester 2020/21)

This important indicator measures the share of non-Austrian students in order to determine how attractive the University of Vienna is for international students as a place of education and research. **International students** constitute **30% of all active students** (> 16 ECTS), a slight increase compared to the previous year (2019/20: 29,5%), see figure 1b.

A Bachelor's, diploma or Master's programme is considered active if the student has acquired at least 16 ECTS credits in the respective academic year. A student may be enrolled in more than one active programme during the applicable academic year. Doctoral students are not included in these figures.

Students at the University of Vienna come from over 120 countries. 91% of all active international students are from Europe (incl. Russian Federation), 6% from Asia, about 1% each from North and Latin America and Africa and a handful of students from Australia/Oceania. Half of all international students (55%) are from neighbouring countries, with students from Germany making up the largest group at 39% of all international students. Students from successor states of former Yugoslavia constitute 10% of all international students.

Austria's largest University  
Academic year 2020/21

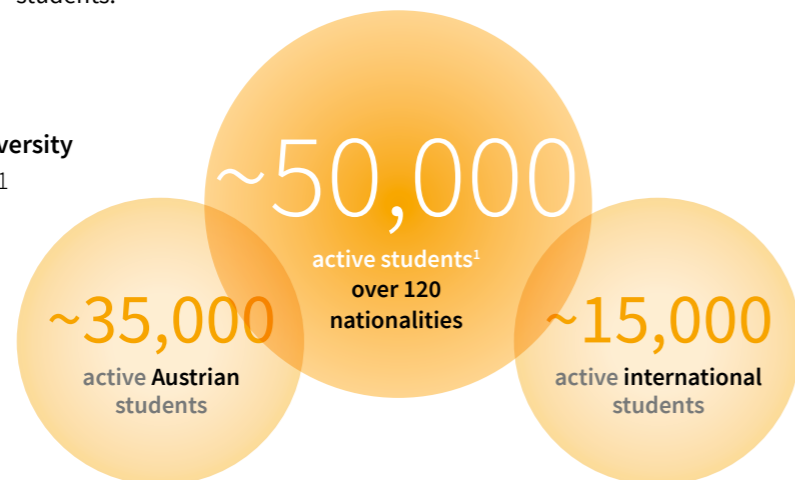


Figure 1a

Country	Active students (> 16 ECTS) <sup>1</sup>	Country	Active students (> 16 ECTS) <sup>1</sup>
Germany	5,856	Kosovo	73
Italy	1,047	Netherlands	63
Hungary	625	Albania	60
Russian Federation	547	Georgia	60
Ukraine	546	South Korea	58
Serbia	468	Belgium	49
Croatia	428	North Macedonia	49
Turkey	418	Mongolia	47
Bulgaria	417	Belarus	46
Bosnia and Herzegovina	411	Colombia	41
Luxembourg	411	India	39
Poland	340	Afghanistan	37
Slovakia	304	Montenegro	36
Romania	292	Mexico	34
France	163	Brazil	32
Iran	155	Uzbekistan	31
Czech Republic	154	Finland	30
Kazakhstan	145	Egypt	27
Switzerland	132	Japan	25
Spain	131	Portugal	24
United States of America	111	Ireland	23
Syria	107	other countries	499
China	95	Active international students	14,942
Greece	92	Austria	34,712
Slovenia	87	TOTAL (2020/21)	49,654
United Kingdom	77		

<sup>1</sup> Definition of active students: please refer to page 12.

Source: Reporting System of the University of Vienna

Figure 1b

Active international students in % of all active students academic years 2017/18–2020/21

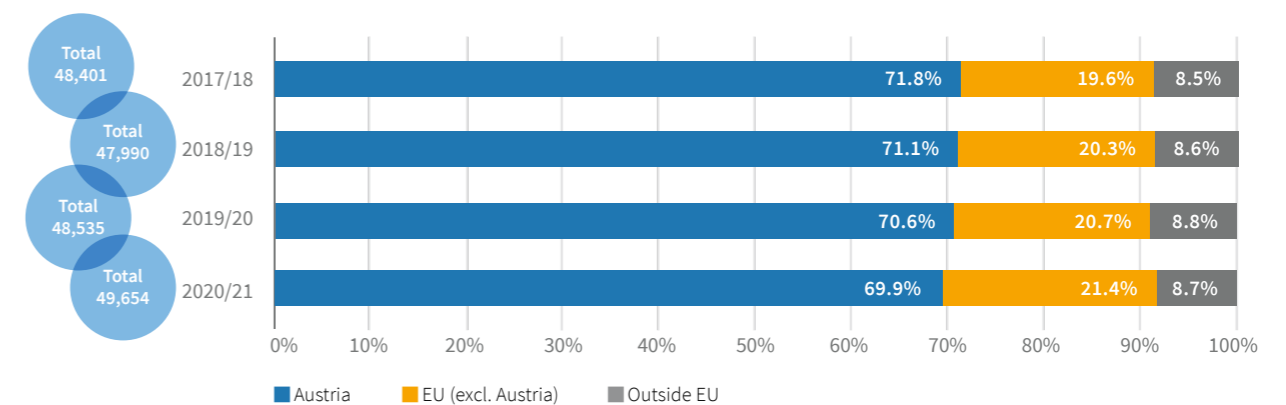




Figure 2

Doctoral Students	Academic year 2021/22 total figures	Doctoral Students	Academic year 2021/22 total figures
Germany	656	Canada	14
Italy	203	Kosovo	14
China	90	Sweden	12
Iran	86	Luxembourg	11
Russian Federation	64	Taiwan	10
India	62	Thailand	10
United States of America	61	Bangladesh	10
Hungary	57	Ecuador	10
Croatia	52	Nigeria	8
Spain	49	Philippines	8
Turkey	49	Chile	8
Slovakia	41	Ireland	7
Poland	38	Australia	7
Greece	37	Finland	7
Serbia	37	North Macedonia	7
France	37	Denmark	6
Romania	36	Nepal	6
United Kingdom	35	Armenia	5
Switzerland	33	Estonia	5
Bosnia and Herzegovina	30	Belarus	5
Pakistan	27	Lithuania	5
Czech Republic	27	Belgium	5
Mexico	27	Azerbaijan	5
Bulgaria	22	Norway	5
Ukraine	22	Vietnam	5
Slovenia	22	Kazakhstan	5
Netherlands	22	Liechtenstein	5
Japan	19	other countries	108
Indonesia	18	International doctoral students 2021/22	2,352
Egypt	17	Austria	2,887
Colombia	16	TOTAL 2021/22	5,239
Brazil	16	International doctoral students 2020/21	2,302
South Korea	16	TOTAL 2020/21	5,428
Portugal	15		

Source: Reporting System of the University of Vienna



In 2021/22, we had in total 5,239 doctoral students of which 45% come from abroad (see figure 2). Every year we have around 800 newly admitted doctoral students, who are selected through a quality based admission procedure.

## Doctoral Schools at the University of Vienna

Training the next generation of researchers and supporting young talent to become independent and internationally competitive is a central mission of the University of Vienna. In 2020, the university established 15 doctoral schools that offer early-stage researchers the opportunity to participate in cutting-edge research within structured programmes. These doctoral schools attract young talent from all over the world. In total, we currently have 2,207 doctoral students in the schools of which 52% are internationals.

Researchers in turn benefit from excellent hosting conditions, e.g. quality team supervision and funding opportunities. This enables PhD candidates to carry out excellent research and prepares them for a wide range of careers and responsibilities.



**Lonneke Delpout**

Doctoral Candidate | Vienna Doctoral School of Historical and Cultural Studies

“The doctoral school is able to provide us with exactly everything we need, from whiteboards to courses that help us in writing our dissertation. The general atmosphere among the pre-docs is very amicable and supportive, which is a really nice environment to be in.”

Photo: © Frederik Rogner

## Doctoral schools at the University of Vienna

- ▶ Advanced Research School in Law and Jurisprudence
- ▶ Vienna Doctoral School of Historical and Cultural Studies
- ▶ Vienna Doctoral School of Philosophy
- ▶ Vienna Doctoral School of Social Sciences
- ▶ UniVie Doctoral School Computer Science
- ▶ Vienna Doctoral School in Physics
- ▶ Vienna Doctoral School in Chemistry
- ▶ Vienna International School of Earth and Space Sciences
- ▶ Vienna School of Mathematics | Joint Doctoral School with TU Wien
- ▶ Doctoral School in Microbiology and Environmental Science
- ▶ Vienna Doctoral School of Ecology and Evolution
- ▶ Vienna Doctoral School of Pharmaceutical, Nutritional and Sport Sciences
- ▶ Vienna BioCenter PhD Program | Joint Doctoral School with the Medical University of Vienna
- ▶ Vienna Doctoral School in Cognition, Behavior, and Neuroscience — from Biology to Psychology and the Humanities (CoBeNe)
- ▶ Vienna Doctoral School of Theology and Research on Religion

[doktorat.univie.ac.at/doktoratunivie/doctoral-schools/](https://doktorat.univie.ac.at/doktoratunivie/doctoral-schools/)



**Michal Vyvlecka**

Doctoral Candidate | Vienna Doctoral School in Physics


“The system of doctoral schools motivates PhD candidates to build a strong network between each other. Discussions between students across fields always push me to think about my research outside of the narrow perspective of my specialisation, which has already resulted in a few unique research projects.”

Photo: © Michal Vyvlecka

### Master's programmes in English

Figure 3

Of the 111 Master's programmes at the University of Vienna, 33 can be studied entirely in English (= 30%). English-language Master's programmes are not only attractive to international students, but also prepare the university's students for an international working environment in business and science.



Source: Intellectual Capital Report of the University of Vienna 2021, Indicator 2.A.2

### univie: summer/winter schools

univie: summer/winter schools are short programmes (one to four weeks) offered during the lecture-free periods in February and from July to September. They are open to international and local students, with a focus on those studying towards a master's or doctoral degree. With the exception of the bilateral language schools, all programmes are offered in English.

univie: summer/winter schools are based on faculty initiatives and faculty research interests, while a certification process carried out by the International Office ensures that the short programmes meet the university's quality standards.

In the academic year 2021/22, one univie: winter school and 15 univie: summer schools took place (8 short programmes in the humanities/social sciences, 1 in natural sciences, and 7 bilateral language schools). The majority of participants were international students (~80%). 8 schools were held in Austria, 5 abroad, 2 online and 1 transnational (starting in Austria, then moving to Serbia and finishing in Greece).

[international.univie.ac.at/en/summer-and-winter-schools/](https://international.univie.ac.at/en/summer-and-winter-schools/)



Photos: © derknopfdruecker.com | @SHS

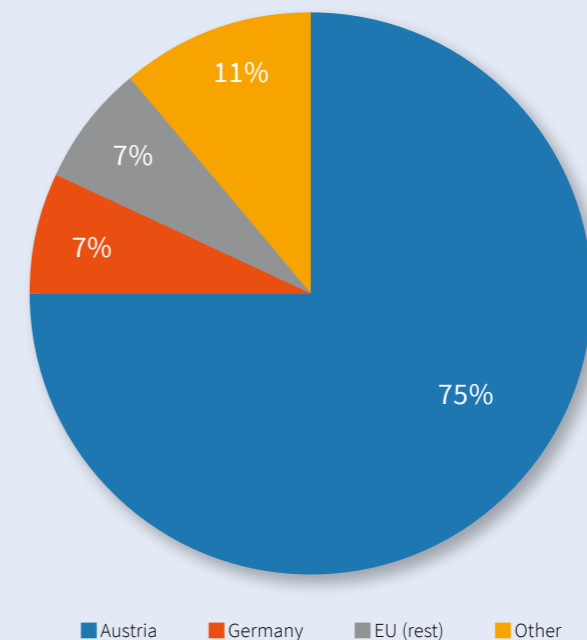
### Postgraduate Center: Continuing Education Programmes

Apart from Bachelor, Master and PhD programmes, the University of Vienna offers a broad range of continuing education programmes, continuing education master programmes and certificate courses. The Postgraduate Center is the competence centre for professional continuing education and lifelong learning at the University of Vienna. Its aim is to support people on their personal educational and career paths. The University of Vienna offers more than 70 continuing education programmes, continuing education master programmes and certificate courses in the fields of education and social care, health and natural sciences, international affairs and business, communication and media, as well as law. All programmes are research-based, interdisciplinary, top quality, international and practice-oriented. Currently more than 2,500 students attend a continuing education programme at the University of Vienna. 25% of participants are international. The Continuing Education Programmes also offer opportunities for exchange stays abroad: For example,



students of Vienna's continuing education master programme "European and International Business Law" (LL.M) have the opportunity to study as exchange students at Stanford Law School or at Santa Clara Law School in Silicon Valley, California. Furthermore, the Postgraduate Center offers continuing education lectures and workshops free of charge as open learning formats. This serves as a contribution of the University of Vienna to our knowledge society, the universities' third mission and successful lifelong learning. [postgraduatecenter.at/en/](https://postgraduatecenter.at/en/)

Postgraduate Center  
Students by country of origin  
As of winter semester 2021/22



Source: Postgraduate Center/Reporting System of the University of Vienna

Photos: © Barbara Mair | © derknopfdruecker.com

**Credit mobility** Credit mobility can be defined as a limited period of study or traineeship abroad (in the framework of on-going studies at a home institution) for the purpose of gaining credits. After the mobility phase, students return to their “home institution” to complete their studies.

### Graduates of the University of Vienna 2019/20 with stays abroad during their studies

In a survey, Statistics Austria asked all 10,685 students who graduated in the academic year 2019/20 whether they had studied abroad during their studies. 1,475 (15%) had spent time abroad during their studies. This represents a noticeable decrease in the percentage of graduates with experience abroad during their studies (2018/19: 19%), see figure 4a.

The reasons for the decrease in mobility numbers may be related to the increased number of graduates in this academic year. The mobility numbers for 2019/20 are based on 10,685 graduates, representing an increase of 10% in comparison to the previous year's survey, which included 9,689 graduates. The phasing out of study programmes can lead to students giving up their stays abroad in order to ensure the timely completion of their studies. In this respect, increased numbers of graduates can correlate with decreased stays abroad.

However, the numbers of semester mobilities in the Erasmus+ programme, by far the largest mobility programme in Europe, have been declining internationally for some time. This is also the case at the University of Vienna. The decline in semesters spent abroad is not entirely compensated for by the increase in participation in the more flexible Erasmus+ internships. In addition, the University of Vienna has introduced quality assurance measures in its mobility programmes in recent years, e.g. it is now mandatory for outgoing mobility students to provide proof of required language skills. This may have contributed to the decrease in numbers of outgoing students.

Figure 4a

Graduates of the University of Vienna 2019/20 with stays abroad during their studies<sup>2</sup>, broken down according to discipline<sup>3</sup>

	Stays abroad during their studies	No experience abroad	Graduates with stays abroad in % of all graduates with stays	Graduates with stays abroad in % of the graduates in this discipline
Natural sciences	337	2,587	23%	12%
Social sciences (incl. Law)	279	1,115	19%	20%
Humanities (incl. Theology)	853	4,674	58%	15%
Technical sciences	4	95	0.3%	4%
TOTAL 2019/20	1,475	8,480	100%	15%
TOTAL 2018/19	1,690	7,230	100%	19%

<sup>2</sup> Statistics Austria poll pursuant to UHSTAT 2

<sup>3</sup> System of disciplines according to the ÖSTAT classification

Source: Statistics Austria survey; calculation: International Office

\*response rate: 93.2 % (9,955 questionnaires were returned)  
\*percentages do not necessarily add up to 100% due to rounding

With regard to the number of graduates from the various disciplines, graduates of social sciences and humanities were the most mobile. Although there has been a decline in mobility in all disciplines compared to the previous year, the drop in graduates with stays abroad from the humanities was the most significant.

Figure 4b

Graduates of the University of Vienna 2019/20 with stays abroad during their studies<sup>4</sup>, broken down by stage of studies

	Stays abroad during their studies	No experience abroad	Graduates with stays abroad in %
Bachelor	574	4,675	11%
Master	427	2,192	16%
Diploma (pre-Bologna)	394	1,401	22%
Doctoral Degree	80	212	27%
TOTAL 2019/20	1,475	8,480	15%
TOTAL 2018/19	1,691	7,231	19%

<sup>4</sup> Statistics Austria poll pursuant to UHSTAT 2

Source: Statistics Austria survey; calculation: International Office

\*response rate: 93.2 % (9,955 questionnaires were returned)  
\*percentages do not necessarily add up to 100% due to rounding

The stage of studies and the type of curricula significantly influence the probability of a stay abroad. Generally speaking, it can be observed that a higher percentage of graduates from diploma, Master's and doctoral programmes complete a stay abroad than graduates from Bachelor's programmes, see figure 4b. This can easily be explained by tighter curricula at Bachelor's level and the students' ambitions to complete their studies within the shortest possible time.

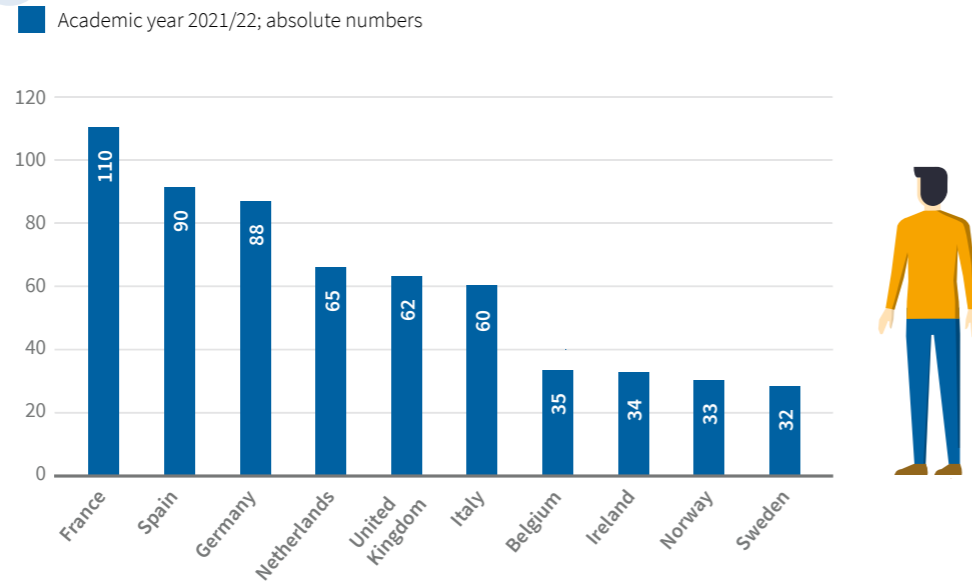
### Erasmus+ programme

The university offers several mobility programmes for students that allow them to spend one or two semesters at a partner university. The best-known programme is the Erasmus+ programme (for periods of study abroad in Europe). In recent years, the University of Vienna has been among the top European universities in terms of numbers of outgoing and incoming students within the Erasmus+ Student Mobility Programme. Although the Covid-19 pandemic continues to impact global mobility, intra-European student mobility numbers have seen a considerable increase in the academic year 2021/22 and are almost back at pre-pandemic levels. The total number of outgoing students increased significantly from 208 (in 2020/21) to 792 (in 2021/22). The number of incoming students met pre-pandemic numbers with a total of 966 (in 2021/22) compared to 661 (in 2020/21). The number of Covid-19-related cancellations are decreasing. The new Erasmus+ Programme generation (2021–2027) includes opportunities for blended mobility, e.g. the new Blended Intensive Programmes. These initiatives have greatly profited from the breadth of experience gained during the pandemic in terms of distance learning. We expect that virtual exchange, especially blended mobility with online and face to-face phases at a host university, will increase in the wake of the pandemic.



Figure 5a

Erasmus+\* outgoing students by destination (Top 10)



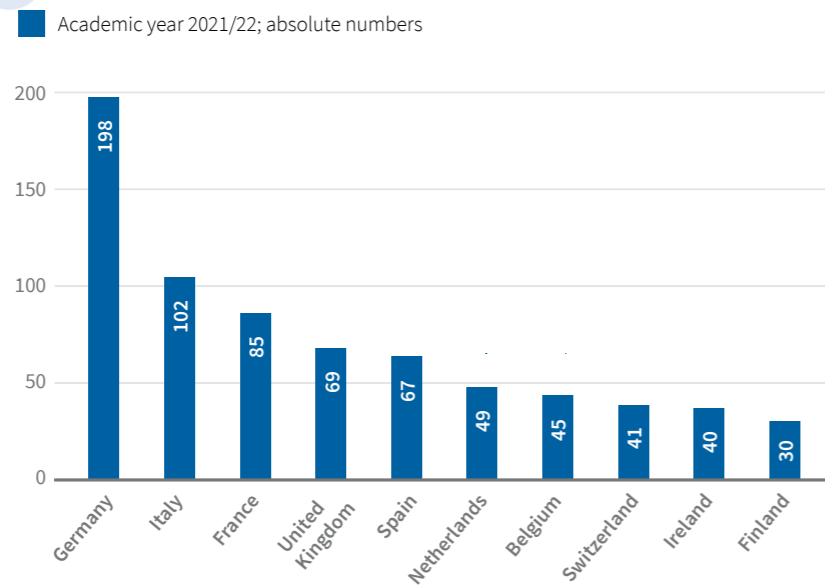
\* including Switzerland (SEMP; Swiss-European Mobility programme)

Source: International Office of the University of Vienna

792 students of the University of Vienna benefitted from an Erasmus+ stay abroad in 2021/22. The most popular destinations in the Erasmus+ Student Mobility Programme are France, Spain, Germany and the Netherlands; these countries account for 45% of all outgoing students, see figure 5a. Italy, the UK and Sweden are back among the top 10 destinations, after exchange numbers with these countries were particularly affected by the Covid-19 pandemic in 2020/21.

Figure 5b

Erasmus+\* incoming students by country of origin (Top 10)



\* including Switzerland (SEMP; Swiss-European Mobility programme)

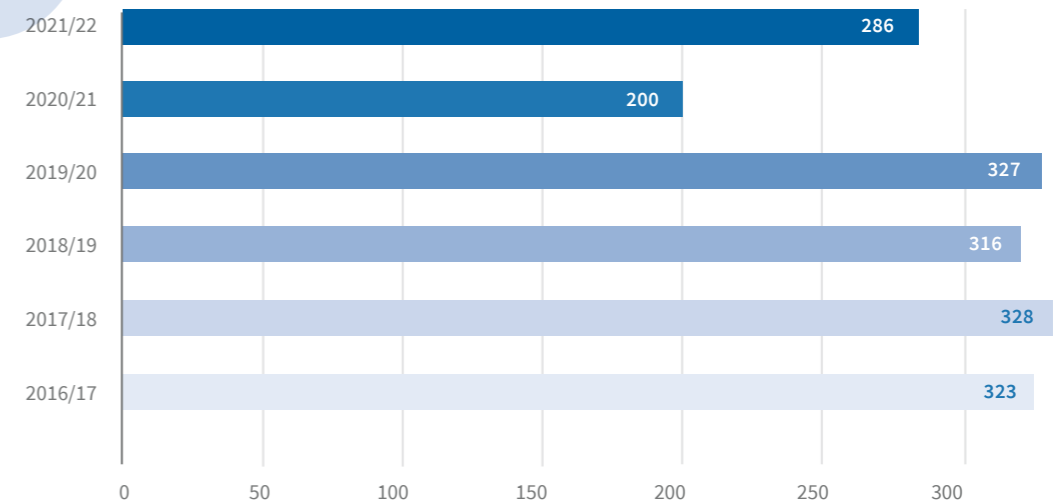
Source: International Office of the University of Vienna

966 international students studied at the University of Vienna under the Erasmus+ Student Mobility Programme in 2021/22. The top 5 countries have not changed: Germany, Italy, France, the UK and Spain. 54% of all incoming Erasmus+ students come from these five countries, see figure 5b.

Erasmus+ internships

Within the Erasmus+ Programme, students of the University of Vienna can also apply for a scholarship for a self-organised internship relevant to their studies in one of the European countries which participate in the Erasmus+ programme. The constant popularity of this programme can be explained by its flexibility: applications are possible all year long (no application deadlines), the time required for processing applications is short, and students can choose how long their internships will be (at least 2 months). With 286 submitted applications, Erasmus+ internships saw a substantial increase in 2021/22, after the drop in application numbers in 2020/21 due to the Covid-19 pandemic, see figure 6. Germany continues to be the most popular destination, where almost one third of all internships were carried out. Spain and France complete the top 3.

Figure 6



Source: International Office of the University of Vienna


## Non-EU Student Exchange Program

An important element of the University of Vienna's mobility programmes is the Non-EU Student Exchange Program. This scheme has supported student exchange since 1992, primarily with universities outside of the EU. Even with some restrictions for long-distance travel still in place, the numbers of exchanges within this programme have gained momentum again in the academic year 2021/22, after coming to an almost complete standstill during the pandemic in 2020/21; however, pre-pandemic levels have not yet been reached. Many universities overseas continued to be cautious and cancellations were still commonplace. However, nominated students for the winter semester were in most cases able to postpone their exchange to the summer semester. 87 students of the University of Vienna (pre-pandemic level: 2019/20: 150) spent time overseas as part of the Non-EU Student Exchange Program, with 98 incoming students studying at the University of Vienna under this programme (pre-pandemic level: 2019/20: 234), see figures 7a and 7b.

The most popular destinations are Asia and North America, which account for 79% of all outgoing students within the Non-EU Exchange Program. Exchange to Australia, which usually ranks among the top 3 destinations, was still heavily impacted by travel restrictions. Therefore, only 2 exchanges to Australia were carried out in 2021/22. Unfortunately, this also means that no incoming mobility from Australia took place. Incoming exchange from Africa is restrained by a lack of financial resources. However, with new agreements within the ERASMUS+ International Mobility programme, an increase in the number of incoming students from African countries is anticipated for the future.

Figure 7a

Non-EU outgoing students by destination



	Non-EU outgoing students 2021/2022	% of total number of Non-EU outgoing students
Asia	38	44%
North America	30	34%
Australia	2	2%
Russia*	9	10%
Latin America	5	6%
Africa	3	3%
<b>TOTAL</b>	<b>(2019/20: 150) 87</b>	<b>100%</b>

Source: International Office of the University of Vienna

\* 5 students had to return from their exchange due to the Russian invasion of Ukraine.

Figure 7b

Non-EU incoming students by origin

	Non-EU incoming students 2021/2022	% of total number of Non-EU incoming students
North America	49	50%
Asia	41	42%
Australia	0	0%
Latin America	0	0%
Russia	7	7%
Africa	0	0%
Europe	1	1%
<b>TOTAL</b>	<b>(2019/20: 234) 98</b>	<b>100%</b>

Source: International Office of the University of Vienna

## Short Term Grants Abroad ("KWA-Programme")

The KWA-Programme (short-term grants abroad) provides funding for Master's and PhD students if they need to conduct research (e.g. laboratory work, field studies, research in archives, libraries, academic collections, etc.) outside Austria as part of their diploma/master's thesis or dissertation (duration: between 2 weeks and 3 months).

Figure 8

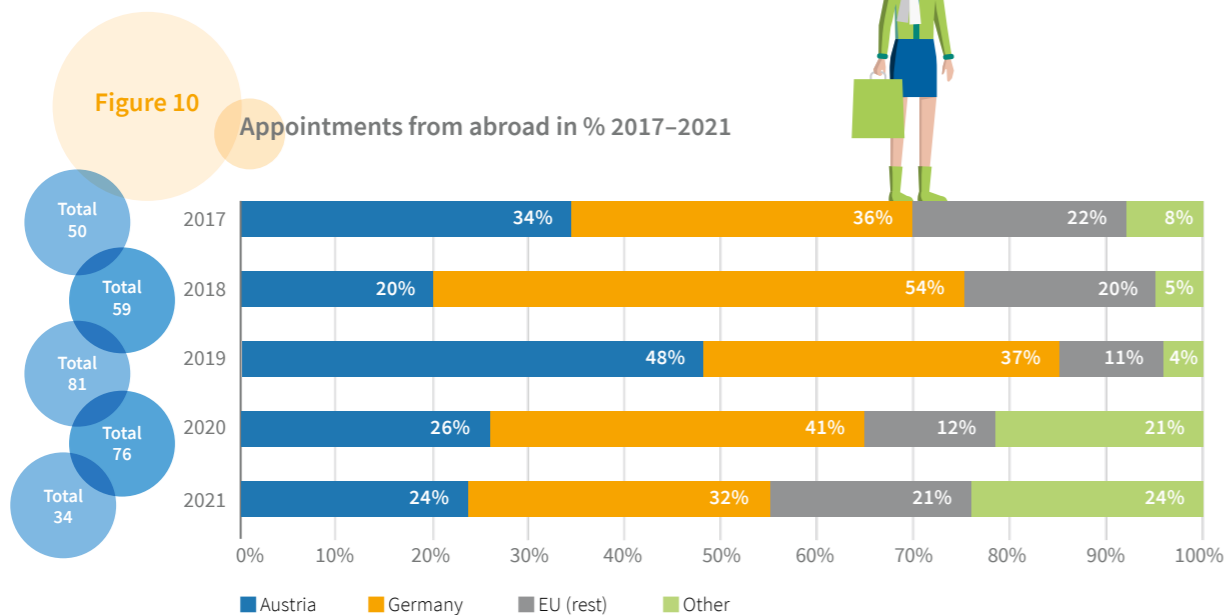
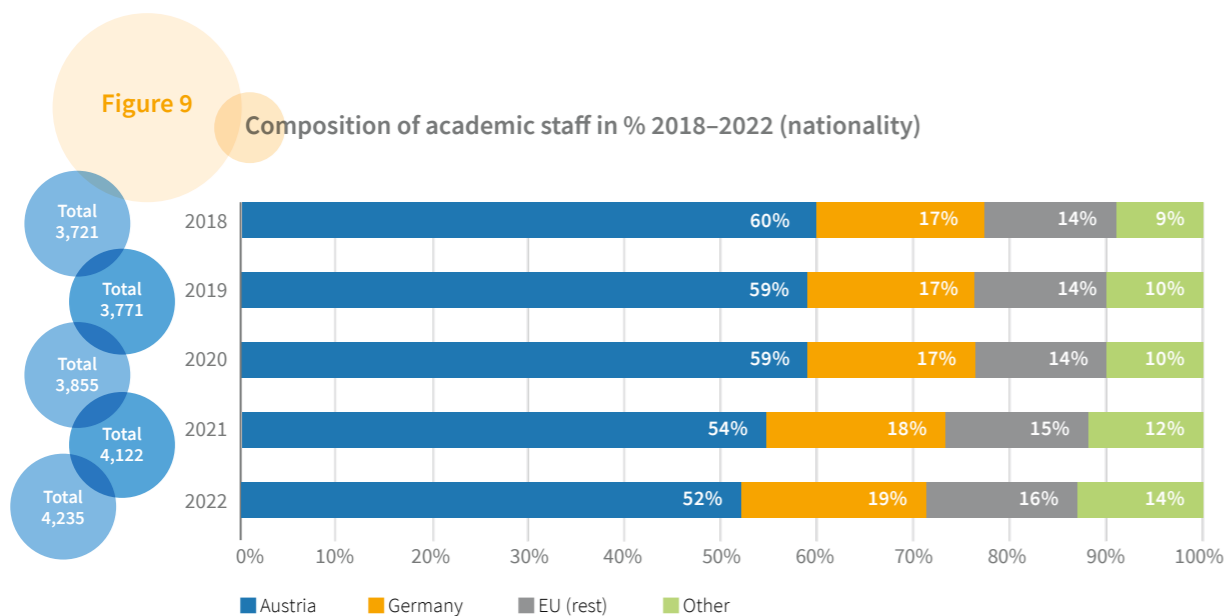
KWA-Programme	2021/22 (as of October 2022)	2020/21	2019/20	2018/19
Completed mobilities awarded in the relevant academic year	48 (+29 pending)	23 (+1 pending)	44 (+2 pending)	74

Source: International Office of the University of Vienna

The Covid-19 pandemic had a strong impact on the KWA programme in the previous two academic years, as a large part of the research projects were dependent on actual on-site research. However, in the academic year 2021/22, the number of accepted applications increased significantly again. A total of 77 applications were approved, of which 48 are currently completed and 29 are still pending, see figure 8. The numbers are thus back at the same level as before the pandemic.

## Teaching and Staff

Over the last few years, the share of international academic staff has risen steadily. Currently, 48% of academic staff come from outside Austria, see figure 9.

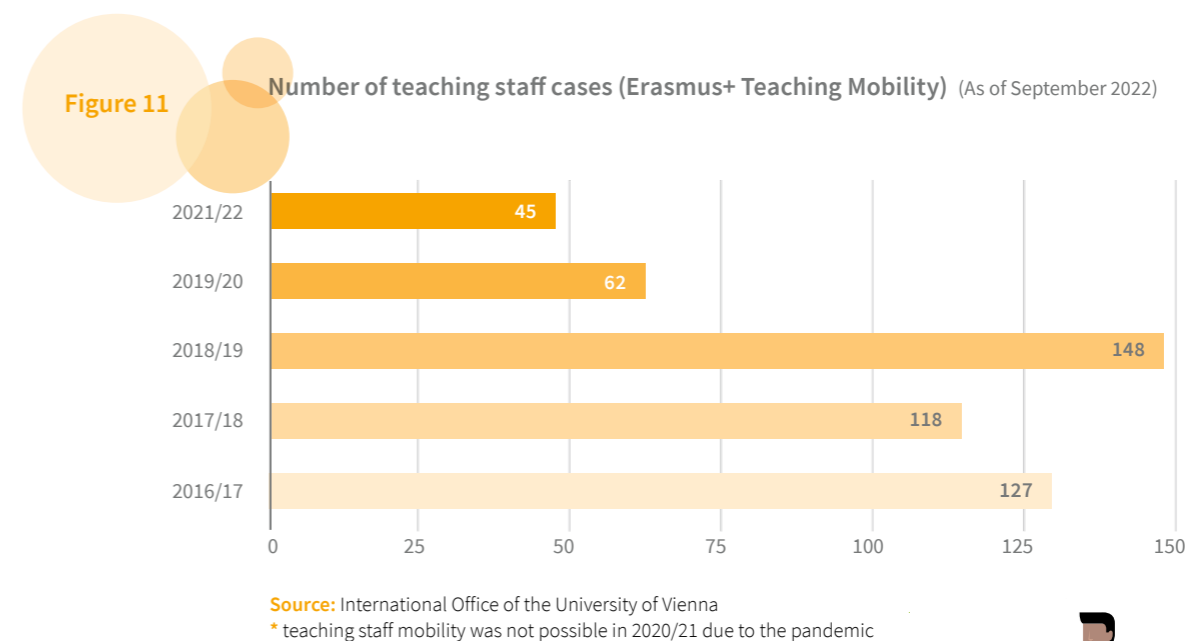


Source: Reporting System of the University of Vienna / calculation: International Office

76% of the professors appointed in 2021 were appointed from universities or other institutions abroad, clearly demonstrating that, in this regard, the University of Vienna has achieved its goal of becoming attractive to international academics. More than half of all appointments were from EU countries other than Austria (with a significant emphasis on Germany) and 24% were from outside the EU, see figure 10.

## Erasmus+ Teaching Mobility

Erasmus+ Teaching Mobility is one of the core mobility schemes in the Erasmus+ programme. It offers short term teaching visits for the University of Vienna's teaching staff to Erasmus+ universities in the EU. Due to temporary pandemic-related suspensions of teaching mobilities, mobility numbers remain well below pre-pandemic levels. A total of 45 teaching mobilities were carried out in 2021/22 (~ one third of mobilities carried out in 2018/19), see figure 11. We expect to reach pre-crisis levels in mobility soon (~125 places), provided there are no further travel restrictions.



## Partnerships

Currently, the University of Vienna has a set of 89 partners at university-wide level, see figure 12. Bilateral university-wide partners include the five strategic partner universities: the Hebrew University of Jerusalem, the University of Chicago, as well as the recently established partnerships with Peking University, Fudan University and Kyoto University. Further partners outside Europe include, among others: Stanford University, Australian National University, University of Toronto and Seoul National University.

Figure 12

Number of partner universities by continent (As of October 2022)

	Partners at university-wide level	Partners at faculty level	Erasmus+ Partners (incl. Erasmus+ Student Mobility)
Africa	2	6	6
Asia	34	31	9
Australia	8	2	0
Europe (incl. Russia*)	20	25	348
Latin America	8	3	3
North America	17	14	1
<b>TOTAL</b>	<b>89</b>	<b>82</b>	<b>367</b>

\* partnerships with Russian universities are suspended due to the war in Ukraine

Source: International Office of the University of Vienna

The University of Vienna follows an internationalisation strategy which involves developing only a limited number of partnerships, but ensuring that these are of high impact. At university-wide level, the University of Vienna strives for cooperation with top-class universities in Asia, North America, Australia and Europe. In addition to the academic reputation of the partner university, common research and teaching interests and existing faculty links are a prerequisite for the conclusion of an agreement with a partner university.

In Europe, the strategic focus of the University of Vienna's cooperation is on multilateral strategic partnership networks, such as the CENTRAL network (Eötvös Loránd University Budapest, Humboldt-Universität zu Berlin Berlin, Charles University Prague, University of Warsaw, University of Vienna) and Circle U., a European University Alliance with eight other research-intensive partner universities from across Europe (Aarhus University, Humboldt-Universität zu Berlin, King's College London, Université de Paris, University of Belgrade, University of Louvain, University of Oslo and University of Pisa).



## Research

Figure 13

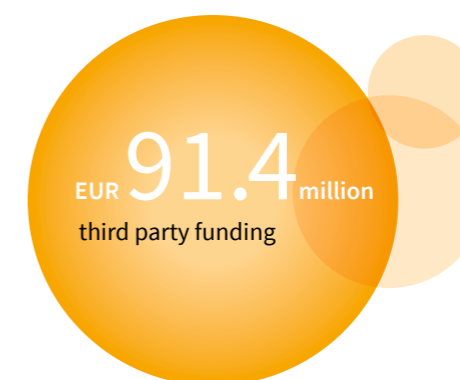
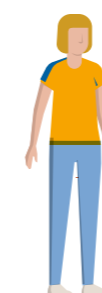
Internationally funded research projects  
Total amount of third party funding



Projects funded by	2017	2018	2019	2020	2021
Austria	60,971,193 €	66,395,423 €	62,016,555 €	59,442,241 €	64,210,104 €
EU-countries (rest)	17,185,538 €	16,807,151 €	20,110,382 €	19,783,226 €	24,768,426 €
other countries	1,686,176 €	1,876,820 €	1,756,013 €	1,350,406 €	2,375,820 €
<b>Project TOTAL (in EUR)</b>	<b>79,842,908 €</b>	<b>85,079,393 €</b>	<b>83,882,949 €</b>	<b>80,575,873 €</b>	<b>91,354,350 €</b>

Source: Intellectual Capital Report of the University of Vienna 2021, Indicator 1.C.1

Despite the pandemic, the University of Vienna was more successful than ever in attracting R&D projects in 2021. This can be seen as proof of our researchers' increased efforts to acquire third-party funding, but also as the result of the appointment of numerous top researchers. The revenues from R&D projects climbed to a record level of EUR 91.4 million — an increase of EUR 10.8 million or 13.4% compared to 2020, see figure 13.



### International co-publications

The strong international orientation of research at the University of Vienna is reflected in the number of international co-publications (see figure 14a and b). The number of international co-publications (Web of Science) is high and following a continuous upward trend (2021: 73% International co-publications, constituting a top score in an international benchmark).

Publications with international co-authors in the Web of Science

Figure 14a

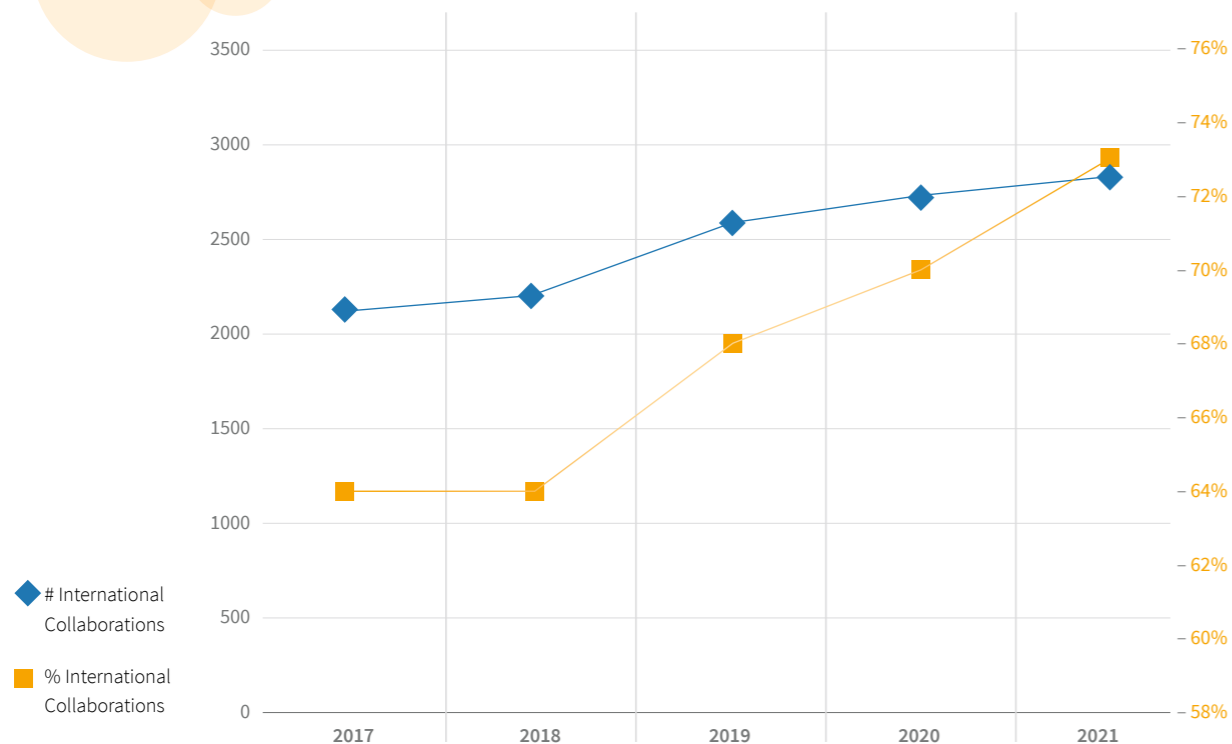


Figure 14b

Publications with international co-authors in the Web of Science

Publication Year	2017	2018	2019	2020	2021
Web of Science Documents	3,322	3,405	3,698	3,867	3,948
International Collaborations Total numbers	2,112	2,195	2,512	2,702	2,896
International Collaborations % of all collaborations	64%	64%	68%	70%	73%

Source: Web of Science Core Collection including the Emerging Sources Citation Index (ESCI) and InCites (analytical tool). Data retrieval May 2022.



Photos: © derknopfdruecker.com

IMPRINT

Publisher: University of Vienna  
 Universitätsring 1 | 1010 Vienna | Austria  
[univie.ac.at](http://univie.ac.at)

Responsibility for the content:  
 International Office  
[international.univie.ac.at](http://international.univie.ac.at)

Editorial Staff: International Office  
 Barbara Good | Michaela Fiska | Daniel Haag | Sabrina Karahodzic

Contributors: International Office  
 Michaela Fiska | Daniel Haag | Sabrina Karahodzic | Franz Stefan Michalke | Karin Krall

Others: Lorenz Platzgummer, Reporting and Analysis | Carmen Fuchs and Ingrid Purner, Teaching Affairs and Student Services, Administration of Studies and Data Management | Ursula Ulrych and Juan Gorraiz, Library and Archive Services, Bibliometrics and Publication Strategies | Lisette Schmidt and Christian Kolowrat, Center for Doctoral Studies | Lisa Hellmann, Postgraduate Center

Translation: Nicola Wood | Katy Burgess

Graphic Design: Nele Steinborn

Photos (Cover): Barbara Mair

Reporting Period: academic year 2021/22 (unless stated otherwise)

© Vienna, November 2022



